

POS Release Note 5.0.28.161

Bug Fixes:

Description	
8751	Fix POS terminal with attach database will prompt hold bill during login if either terminal is scanning item.
9342	Fix some Pos Backend functions do not have images on the buttons.
9345	Fix invalid column name 'BackEndUserID' during change code.
9357	Fix Screen Lock: If another user login (checkout without close counter), the bill will be gone without save as hold bill.
9363	Fix able to manually type at currency code during payment.

Enhancement:

ID	Description
7557	Allow to scan or enter Promoter, Member and Debtor at scan barcode text box.
9354	Add synchronize function at customize button maintenance.
9377	Support auto logout after billing.

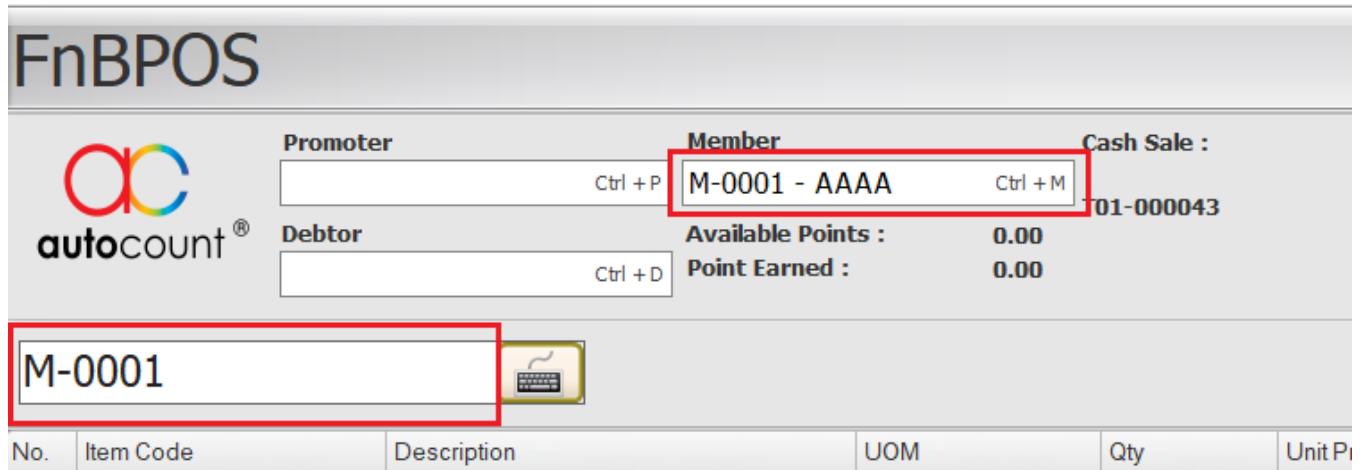
Document Prepared by Jacky

Last Modified 27th April 2021

Highlights of Changes in 5.0.28.161

ID: 7557 Allow to scan or enter Promoter, Member and Debtor at scan barcode text box.

User now can scan their promoter, member and debtor code at scan barcode there to select them. Some company made their unique ID in a form of card with barcode so that barcode scanner can be use to scan them.



FnBPOS

autocount®

Promoter Ctrl + P

Member Ctrl + M

Cash Sale : 01-000043

Debtor Ctrl + D

Available Points : 0.00

Point Earned : 0.00

No.	Item Code	Description	UOM	Qty	Unit Price
-----	-----------	-------------	-----	-----	------------

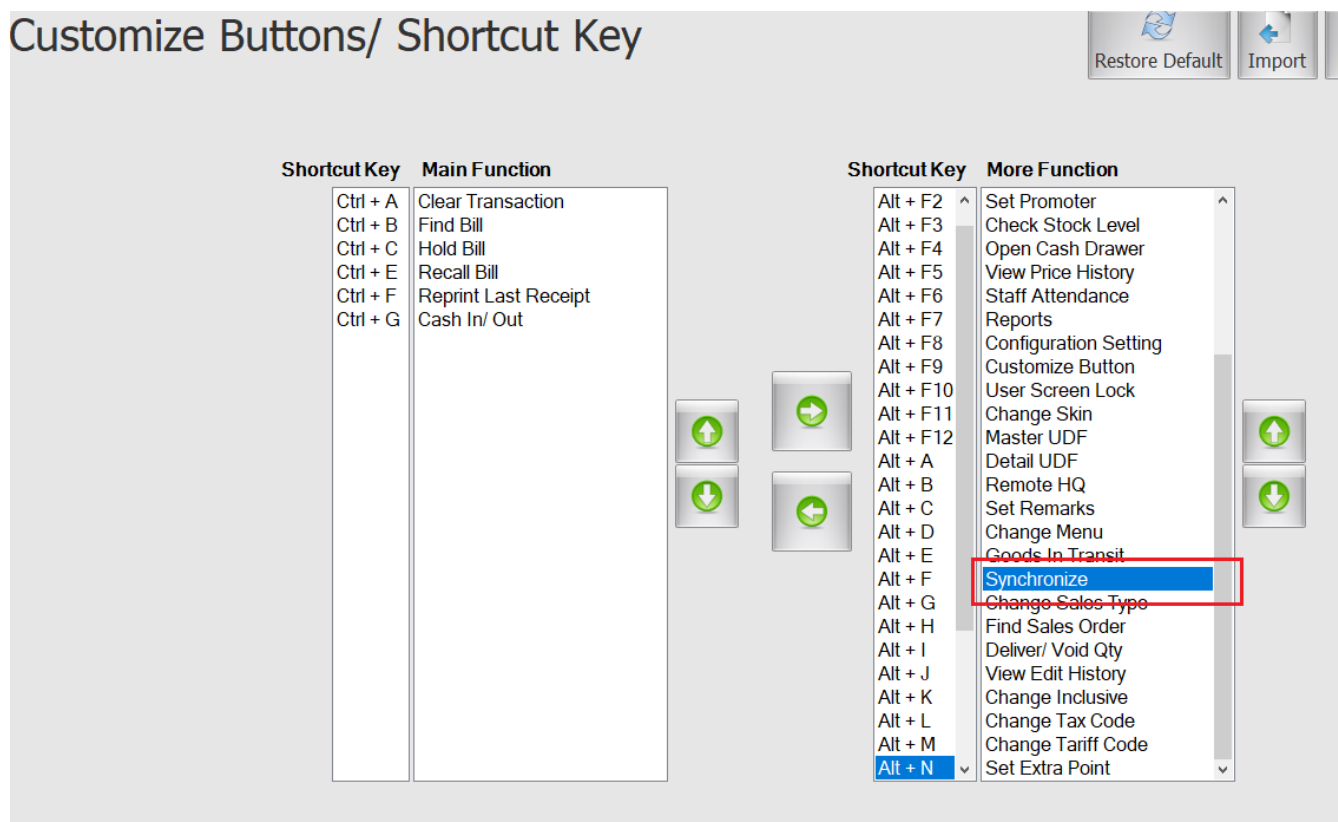
AutoCount I

ID: 9354 Add synchronize function at customize button maintenance.

In current version, synchornize will be added to hot key so that synchronize can be easier access without going into more function.

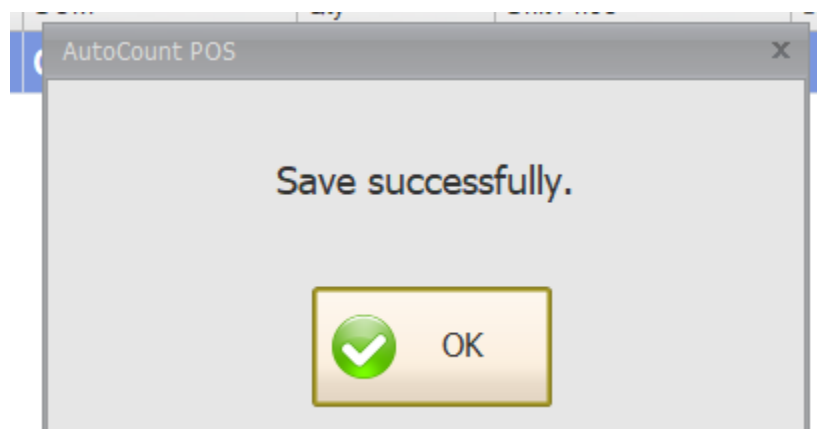
To set, go to **More Function > Customize Button**.

Customize Buttons/ Shortcut Key



ID: 9377 Support auto logout after billing

Some of the company may want to logout from the system everytime they due to they may want to track their staff sales with user ID instead of promoter, so instead of logging out manually everytime you change user, you can now logout automatically. After complete transaction, system will prompt



Click on OK and you will automatically logged out.